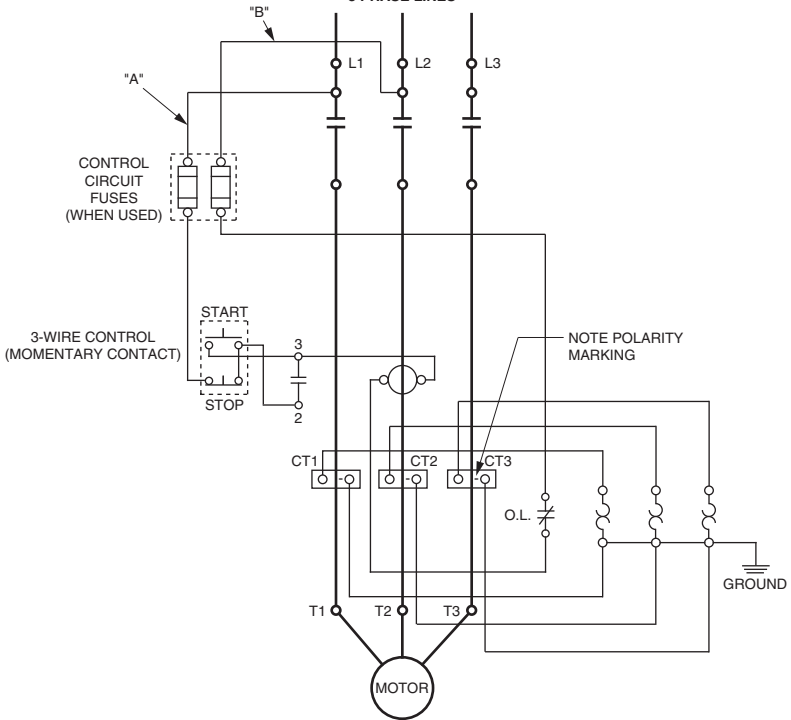


BULLETIN 509, MAGNETIC MOTOR CONTROLLER,

SIZE 5, NEMA TYPE _____ ,

CATALOG NO. _____ , SERIES _____

WIRING DIAGRAM
3 PHASE LINES



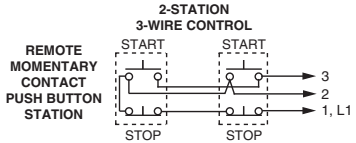
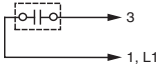
SEPARATE CONTROL CIRCUIT

If the controller coil is to operate on a voltage other than line voltage, check coil rating for compatibility and change coil if necessary. Disconnect wires "A" and "B" from lines L1 and L2. Connect wires "A" and "B" to the separate control source. Refer to the National Electrical Code for control circuit disconnection requirements.

NOTE: Additional control circuit overcurrent protection may be required. Refer to the National Electrical Code. The current rating of the control circuit conductors furnished with this device is 20 Amp.

Maintain this equipment in accordance with guidelines of NFPA-70B, Electrical Equipment Maintenance.

REMOTE 2-WIRE CONTROL DEVICE



RENEWAL PARTS LIST

Normally Open Auxiliary Contact for Controller (Hold-in).....	Catalog No. 595-A
Overload Relay Without N.O. Auxiliary Contact (Less Elements).....	Catalog No. 592-BOV16
Auxiliary Contact for Bulletin 592 Overload Relay (N.O.).....	Catalog No. 595-A02
Single Pole Contact Kit (Size 5).....	Part No. 42450-805-01
Operating Coil.....	(Specify number and rating on coil label.)

When ordering, specify catalog number and series letter of the device.